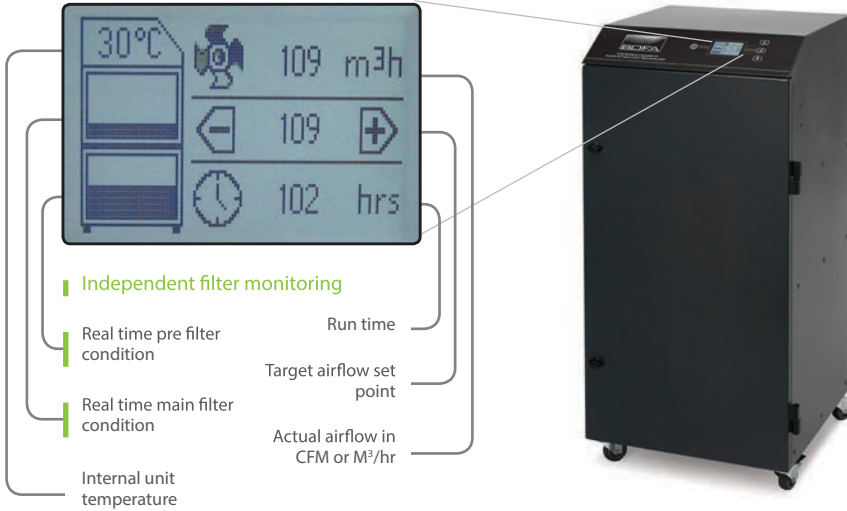




THE WORLD LEADER IN
FUME EXTRACTION TECHNOLOGY



Intelligent (iQ) Operating System

Our award-winning Intelligent (iQ) Operating System combines performance and safety with performance and high efficiency of extraction. The iQ Operating System is a truly global product. For high performance and long filter life...



Intelligent (iQ) Operating System

The revolutionary iQ Operating System performs at two distinct levels. Where operators benefit from the ease of operation and clarity of real time information, the system also provides a cache of analytical data enabling users to download performance and operating parameters for evaluation purposes.

The iQ operating system incorporates a method for monitoring the status of both the pre filter and combined (main) filter. Pre blockage warnings provide operators with ample time to prepare for a change and uniquely when a filter change is needed the system is able to indicate exactly which filter requires change, thus significantly reducing the uncertainty and time taken to undertake a filter replacement.



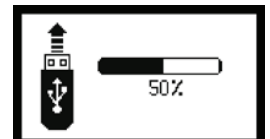
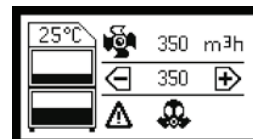
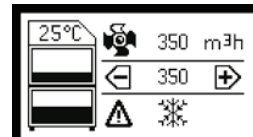
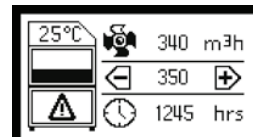
Patented technology

The introduction of the iQ operating system addressed a number of key concerns. In most industrial applications and especially where production is 24/7 the term "downtime" is the dreaded enemy of the production manager and his team. Any viable solution which helps maintain and maybe even enhance productivity through reduced maintenance would be welcomed news to all.

The iQ also provides the facility to download operation data which can either be locally or remotely (via the internet) evaluated. In many cases the number of costly and time consuming service call outs may be reduced or even eliminated all together.

Key features of the iQ operating system

- Black on White LCD display
- Clear and simple real time features
- Independent filter condition monitoring
- Real time airflow reading and set point
- Run hours displayed / Real time log
- Temperature monitoring
- Extraction running indicator
- Hose blocked warnings
- System interfacing
- Cool-Clean air option
- Remote diagnostics via USB connection
- "Black Box" event log
- Remote configuration
- Performance evaluation and presentation graphs



Find out more: bofainternational.com/iq - Watch the iQ animation



Clear and precise information

The iQ utilises internationally recognisable symbols, making it easy to use, anywhere in the world.

Display screen

The Black on White high contrast LCD screen displays a series of visual real-time performance and operational values in a clear and simple format.

Airflow reading / set point

Enables the installer to set the air flow rate to a known target value. The iQ will then automatically increase or decrease the fan speed to maintain this target airflow throughout the life of the filters.

The display value can be adjusted by the end user and viewed in either M³/h or CFM.

Run hours

A visual counter displays the actual run hours of the motor ensuring meaningful data analysis can be undertaken.

Extraction running

The fan icon will rotate when the motor is running, indicating that the unit is operating correctly.

Temperature monitoring

The visual display indicates the temperature within the motor housing. The display value can be adjusted by the end user and viewed in either degrees Centigrade or Fahrenheit values.

Warnings and alarm conditions

The iQ provides a series of visual, audible and electrical outputs to ensure that all events are clearly communicated and that timely and appropriate intervention can be undertaken to maximise production uptime.

Filter status indicator (pre warning)

The 75% warning indicates that the filter is partially blocked and will shortly need to be replaced. An audible warning will sound and the representative filter status 'box' on the display will confirm which filter is affected. A signal output can be sent to the host.

Filter status indicator (warning)

The 100% warning indicates that the filter is blocked and needs to be replaced.

An audible warning will sound and the representative filter status 'box' on the display will confirm which filter is affected. A signal output can be sent to the host.

Combined filter not fitted alarm

The iQ system will detect when the combined filter is fitted and will only allow the unit to operate when the filter is located correctly.

Hose partial blocked (warning)

The hose partially blocked icon appears when a partial blockage occurs within the installation pipe work.

A signal output can be sent to the host machine.

Hose blocked warning

The hose blocked icon appears when a blockage occurs within the installation pipe work.

A signal output can be sent to the host machine.

Filter Fire containment

In the extremely rare event that a filter fire should occur the unit will automatically cut off the airflow to suppress and contain the fire.

Independent filter condition monitoring

The iQ uniquely incorporates multi-sensing technology to evaluate filter performance and status.

Pre-filter condition monitoring

A representative status 'box' icon of the pre filter is displayed. The icon fills in parallel with the filter becoming blocked, giving the operator a real time indication on the status of the pre filter.

Combined (main) filter condition monitoring

A representative status 'box' icon of the main filter is displayed. The icon fills in parallel with the filter becoming blocked, giving the operator a real time indication on the status of the main filter.

Remote diagnostics via USB connection

The run hours based event log provides easy access to a series of key performance metrics, enabling simple performance analysis and fast identification of likely fault and corrective action to minimise down time.

"Black box" event log

In the event of a catastrophic failure the activity log and set up parameters can be retrieved via the USB connection. Data can then be used to support a reinstall and failure investigation.

Performance evaluation

Operating data can be downloaded via the USB connection to support evaluation and reporting. The data is automatically imported into a spreadsheet from which graphs can be created.

Remote configuration

Factory set values can be adjusted to end user specifications.

Options - A number of factory configured options are available.

Door Open Alarm (Optional)

If the extractor door is not closed correctly the door open icon will be displayed and an audible alarm will sound. A signal output can be sent to the host machine.

Cool-Clean Air (Optional)

Add on integrated fan system providing filtered and cooled air.

System Interfacing (Optional)

The unit can be configured to interface with the host machine or master control system enabling remote commands such as Stop, Start, and Over-run to be activated.



iQ PRODUCTS:

LASER

ELECTRONICS

MECHANICAL ENGINEERING

PRINTING

DENTAL

PHARMACEUTICAL

